OLI®

Good Vibrations
When you need it
Where you need it

www.olivibra.com

MVE - Standard Range

▶ 6 POLES 1000 - 1200 rpm

- II3 D Ex tD A22 Tx IP66
- TUV NORD Statement Conformity Number TUV 05 ATEX 2768X
- Equipment and protective system intended for use in potentially explosive atmospheres (Zone 22) - Directive 94/9/EC
- Compliance with Essential Health and Safety Requirements
- EN 61241-10

Declaration of conformity "type A" according to:
- 73/23/EEC - 2006/42/CE - EN 60034-1

- Class II Div.2 Group F,G - T4 - NEMA 4
- Conform to UL 1836, UL1004 Cert. CSA C22.2 N0100, N0145
- Intertek ETL - SEMCO File Number 3177001

TYPE	Mechanical Features						Electric Features										
	Working moment Kgcm		FC Kg		Weight Kg		Power Kw		Power Hp		Current A max (Y)		Ia/In		Class II Div.2 Temp. Class (T)	II3 D Temp. Class (°C)	Cable Glande
	50Hz	60Hz	50Hz	60Hz	50Hz	60Hz	50 Hz	60 Hz	50 Hz	60 Hz	50 Hz 400V	60 Hz 460V	50Hz	60Hz			
MVE 50/1	9.49	6.59	53	53	10.4		0.12	0.14	0.16	0.19	0.40	0.40	1.00	1.00	T4	100	M20
MVE 100/1	18.80	13.18	105	106	12.2		0.12	0.14	0.16	0.19	0.40	0.40	1.00	1.00		100	M20
MVE 200/1	33.49	23.38	187	188	19.6		0.18	0.21	0.24	0.28	0.53	0.51	1.00	1.00	T4	100	M20
MVE 300/1	56.93	39.85	318	320	26.6		0.35	0.38	0.47	0.51	0.67	0.64	2.50	2.50	T4	100	M20
MVE 500/1	91.88	64.32	513	517	34.0		0.35	0.40	0.47	0.54	1.20	1.15	2.80	2.70		100	M20
MVE 510/1	91.88	91.88	513	739	34.5		0.35	0.40	0.47	0.54	1.20	1.15	2.80	2.70		100	M20
MVE 800/1	137.37	108.58	767	873	61.8	59.4	0.68	0.76	0.91	1.02	1.29	1.26	2.80	2.80	T4	135	M25
MVE 1100/1	187.69	137.31	1048	1104	79.4	73.0	0.75	0.80	1.01	1.07	1.42	1.32	3.20	3.10		135	M25
MVE 1500/1	284.76	196.51	1590	1580	83.6	76.5	1.10	1.30	1.48	1.74	2.10	2.00	3.30	3.30		135	M25
MVE 1600/1	299.63	203.47	1673	1636	99.8	89.0	1.10	1.30	1.48	1.74	2.83	3.22	3.70	3.60	T4	135	M25
MVE 2100/1	373.05	248.74	2083	2000	114.3	100.5	1.50	1.80	2.01	2.41	3.00	3.00	4.30	4.40		135	M25
MVE 2600/1	467.44	306.70	2610	2466	148.6	131.5	1.96	2.10	2.63	2.82	3.63	3.38	4.80	4.80	T4	135	M32
MVE 3000/1	540.33	379.71	3017	3053	155.4	137.8	2.20	2.40	2.95	3.22	4.50	4.30	5.00	5.00		135	M32
MVE 3800/1	680.38	437.41	3799	3517	215.6	194.8	2.50	3.00	3.35	4.02	4.67	4.88	5.90	6.00	T4	135	M32
MVE 4700/1	838.34	584.17	4681	4697	230.8	212.4	3.20	3.90	4.29	5.23	6.50	6.00	5.50	5.70		135	M32
MVE 5200/1	929.86	654.57	5192	5263	279.8	264.2	3.80	4.00	5.10	5.36	6.92	6.36	5.50	5.50	T4	135	M32
MVE 6500/1	1165.19	823.96	6506	6625	304.4	280.7	4.30	5.00	5.77	6.71	7.76	7.81	6.20	6.00		135	M32

TYPE	Mechanical Features						Electric Features										
	Working moment Kgcm		FC Kg		Weight Kg		Power Kw		Power Hp		Current A max (Δ)		Ia/In		Class II Temp. Class (T)	II3 D Temp. Class (°C)	Cable Glande
	50Hz	60Hz	50Hz	60Hz	50Hz	60Hz	50 Hz	60 Hz	50 Hz	60 Hz	50 Hz 400V	60 Hz 460V	50Hz	60Hz			
MVE 8000/1	1435.98	929.80	8018	7476	325.2	290	7.10	7.50	9.52	10.06	12.60	11.60	6.00	6.20	T4	135	M32
MVE 9000/1	1600.39	1165.23	8936	9369	337.8	307.6	7.50	8.30	10.06	11.13	13.20	12.60	6.30	6.20		135	M32
MVE 10000/1	1788.44	1239.98	9986	9970	385.8	359.3	7.60	8.00	10.19	10.73	13.50	12.70	6.40	6.40	T4	135	M32
MVE 13000/1	2329.84	1647.42	13009	13246	422.2	375.6	10.00	10.00	13.41	13.41	17.00	16.00	6.20	6.2		135	M32

(*) = Working moment = 2 x static moment

TYPE	Dimensional Features																
	FIG.	Size	C (mm)		M (mm)		A (mm)	B (mm)	Ø G (mm)	Holes n°	D (mm)	E (mm)	F (mm)	H (mm)	I (mm)	L (mm)	N (mm)
			50Hz	60Hz	50Hz	60Hz											
MVE 50/1	C	30	260		43		***	***	***	4	154	175	15	79	142	163	131
MVE 100/1	C	30	300		63		***	***	***	4	154	175	15	79	142	163	131
MVE 200/1	D	40	338		75		105	140	13	4	168	196	22	92	169	178	158
MVE 300/1	D	50	397		90		120	170	17	4	208	210	22	94	180	205	170
MVE 500/1	D	50	441		112		120	170	17	4	208	210	22	94	180	205	170
MVE 510/1	D	50	451		112		120	170	17	4	208	210	22	94	180	205	170
MVE 800/1	D	60	448		98		140	190	17	4	229	247	30	120	247	220	222
MVE 1100/1	D	60	510	448	129	98	140	190	17	4	229	247	30	120	247	220	222
MVE 1500/1	D	60	562	510	154	129	140	190	17	4	229	247	30	120	247	220	222
MVE 1600/1	D	70	556	522	140	123	155	225	22	4	272	284	40	140	267	250	235
MVE 2100/1	D	70	616	522	170	123	155	225	22	4	272	284	40	140	267	250	235
MVE 2600/1	D	75	708	588	200	140	155	255	23.5	4	302	318	35	147	295	273	264
MVE 3000/1	D	75	708	608	200	150	155	255	23.5	4	302	318	35	147	295	273	264
MVE 3800/1	D	80	683	603	170	130	180	280	26	4	332	360	37	167	345	304	310
MVE 4700/1	D	80	733	683	195	170	180	280	26	4	332	360	37	167	345	304	310
MVE 5200/1	D	85	685	605	160	120	200	320	28	4	385	410	49	200	422	325	378
MVE 6500/1	D	85	685		160		200	320	28	4	385	410	49	200	422	325	378

TYPE	Dimensional Features																
	FIG.	Size	C (mm)		M (mm)		A (mm)	B (mm)	Ø G (mm)	Holes n°	D (mm)	E (mm)	F (mm)	H (mm)	I (mm)	L (mm)	N (mm)
			50Hz	60Hz	50Hz	60Hz											
MVE 8000/1	D	85	785	685	210	160	200	320	28	4	385	410	49	200	422	325	378
MVE 9000/1	D	85	785	685	210	160	200	320	28	4	385	410	49	200	422	325	378
MVE 10000/1	E	90	826		210		125	380	38	6	452	430	44	204	422	367	378
MVE 13000/1	E	90	926	826	260	210	125	380	38	6	452	430	44	204	422	367	378

NOTE: Dimensions with coarse degree of accurancy related to UNI 22768/1

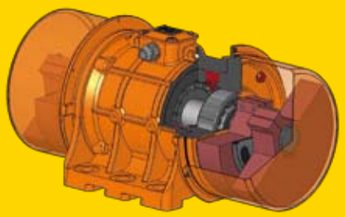

Fig C

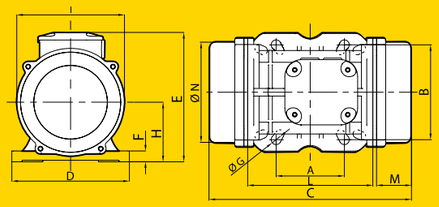

	A mm	B mm	Ø G mm
***	80	110	11
	90	125	13
	124	110	11
	135	115	11

Fig D

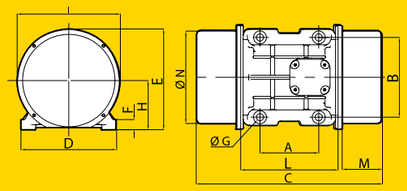

Fig E

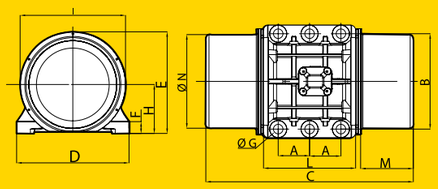

Rights reserved to modify technical specifications

Rights reserved to modify technical specifications